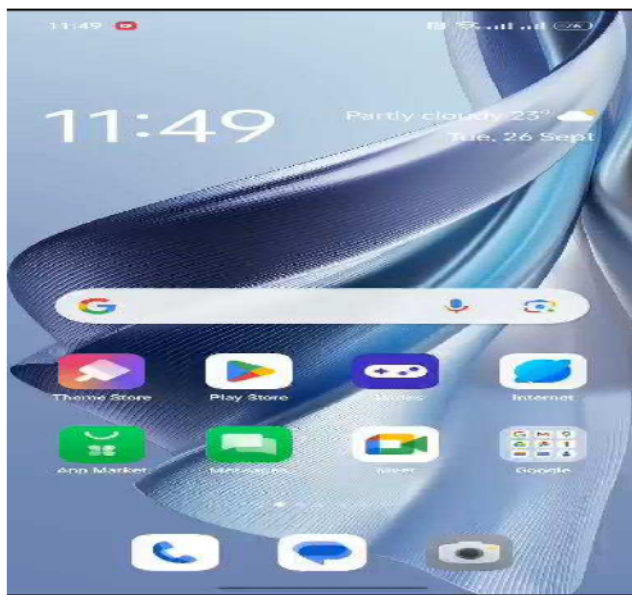





JIUNGE PAYMENT PROCESS PARENTS/GUARDIANS

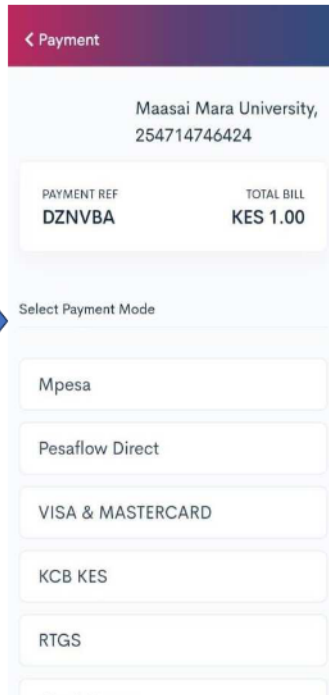
• © 2004 - 2023



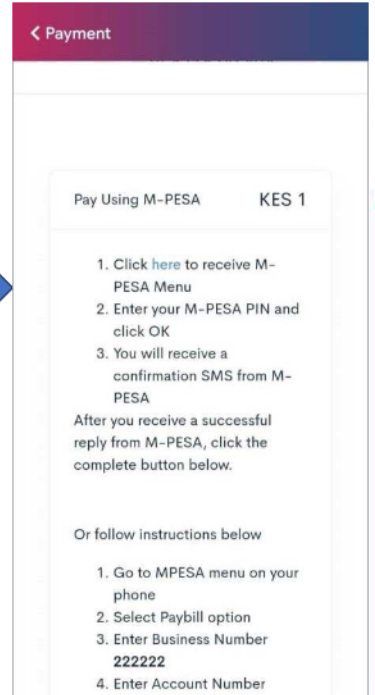
1. **DOWNLOAD APP ON PLAYSTORE 'JIUNGE'**
2. **INSTALL THE APP ON PHONE**
3. **CLICK ON OPEN**
4. **CLICK ON SIGNUP**
5. **ENTER NAME, PHONE NUMBER, EMAIL & PASSWORD**
6. **CLICK ON SIGNUP**
7. **ENTER EMAIL**
8. **CLICK ON CONTINUE**
9. **ENTER OTP SENT ON EMAIL**
10. **SEARCH INSTITUTION**
11. **CLICK ON ADD ON HOME PAGE**
12. **ENTER STUDENT NUMBER**
13. **CLICK ON ADD**
14. **CLICK ON VIEW SERVICES**
15. **CLICK ON TAP TO PAY**



CLICK
CONTINUE



Mpesa





< Payment

Pay Using M-PESA KES 1

1. Click [here](#) to receive M-PESA Menu

Phone Number

2547

Initiate Payment

2. Enter your M-PESA PIN and click OK
3. You will receive a confirmation SMS from M-PESA

After you receive a successful reply from M-PESA, click the complete button below.

Or follow instructions below

1. Go to MPESA menu on your

Use the Option 1 By **Clicking HERE**

Then input phone number to pay

Then Click on Initiate Payment to receive payment prompt

Input **MPESA-PIN** then press **SEND**

A receipt will be sent to your email. You may also download the receipt.

< Payment

Pay Using M-PESA KES 1

Check your phone for STK

Send Instructions

Do you want to pay Kshs. 1 to ecitizen-222222 Account no. DZNVBA?

Enter M-PESA PIN:

Cancel

Send

complete button below.

Or follow instructions below

1. Go to MPESA menu on your phone
2. Select Paybill option
3. Enter Business Number



THANK YOU